

WALL- E

"WALL-E" SERIES BENCH AND FLOOR SCALES



Bench and floor scales, with column, characterized by multifunction weight indicator, hard and sturdy structure and stainless steel loading surface. Easy to use and versatile, guaranteeing precision and reliability. Particularly suitable for industrial and commercial use. Available also in CE-M approved version according to OIML R-76 / EN 45501 standards.

**The best solution
for advanced industrial
applications**

TECHNICAL FEATURES

- Weight indicator with ABS case, 25mm backlit LCD display with 6 high contrast digits and icons for showing the active functions. 5-key functional waterproof keypad, with indication for quick access to main functions and regulations.
- Functioning with an aluminium load cell, 3000d approved with IP65 protection degree.
- Steel tubular structure, oven-fire painted blue, with adjustable resting feet and level.
- Stainless steel loading surface, size: see the table.
- Fitted with fixing bracket with adjustable inclination and support column, height:
 - 350 mm in the "T" models;
 - 500 mm in the "Q" models;
 - 700 mm in the "X" and "E" models.
- Digital calibration and Set-Up from keypad or from PC through DINITOOLS.
- Supplied as standard with 4 AA batteries extractable drawer (batteries not included), and 12V external power adapter (if connected it excludes the battery supply).

I/O SECTION

- RS232/RS485 port for connection to PC, PLC or repeater.
- RS232 port configurable for connection to printer.
- IR input for managing the remote control.

OPTIONS ONLY AVAILABLE AT TIME OF ORDER

- CE-M approval (OIML R-76 / EN 45501).

SELECTABLE FUNCTION MODES

- The user can select the operating modes directly using the dedicated key*:
 - High resolution display x 10
 - Precision weighing with temporary recalibration via a sample weight (for internal factory use)
 - Net/Gross
 - Lb to Kg converter
 - Free conversion factor (for meter and litre counters etc.)
 - Weight totalizer
 - Formulizer
 - +/- controller with quick target and threshold input
 - Percentage weighing
 - Piece counter
 - Hold












The "alibi memory" function is available in combination with the required operating mode and it is activated automatically when installing the relevant optional board.

- Optional functions:
 - PEAK, detection of weight peaks (code DFWPK)
 - Newton to Kg converter (code DFWPK)
- Access to the user menu is gained using the dedicated key* to adjust the weighing filter, date and time, setpoint and tare weight, which the user can access by entering a programmable access password.

** These quick access keys to the menus can be blocked by configuring a dedicated password.*

VERSIONS

Available versions

	Codice	l x w x h (mm)	Max (kg)	d (g)	 (g)*
	<u>WET6-1</u>	300x300x130	6	2	2
	<u>WET15-1</u>	300x300x130	15	5	5
	<u>WET30-1</u>	300x300x130	30	10	10
	<u>WEQ30-1</u>	400x400x140	30	10	10
	<u>WEQ60-1</u>	400x400x140	60	20	20
	<u>WEQ150-1</u>	400x400x140	150	50	50
	<u>WEX60-1</u>	600x600x150	60	20	20
	<u>WEX150-1</u>	600x600x150	150	50	50
	<u>WEX300-1</u>	600x600x150	300	100	100
	<u>WFF300-1</u>	800x800x165	300	100	100



WEE600-1

800X800X165

600

200

200

(*) These divisions are obtainable only with the relative options



“YOUR WORLDWIDE PARTNER FOR WEIGHING”

DINI ARGEO
FRANCE sarl
France

DINI ARGEO
GMBH
Germany

DINI ARGEO
UK Ltd
United Kingdom

DINI ARGEO WEIGHING
INSTRUMENTS Ltd
China

DINI ARGEO
OCEANIA
Australia



COMPANY HEADQUARTERS

Via Della Fisica, 20
41042 Spezzano di Fiorano Modena • Italy
Tel. +39.0536 843418

SERVICE ASSISTANCE

Via Dell'Elettronica, 15
41042 Spezzano di Fiorano Modena • Italy
Tel. +39.0536 921784

SALES AND TECHNICAL ASSISTANCE SERVICE